



**REZO**<sup>®</sup>  
FPV CAMERA DRONE

RVOH1400

**REVOLUTION** Battery Charging Instructions • Instructions de chargement de la batterie

**EN**


**Battery Charging**

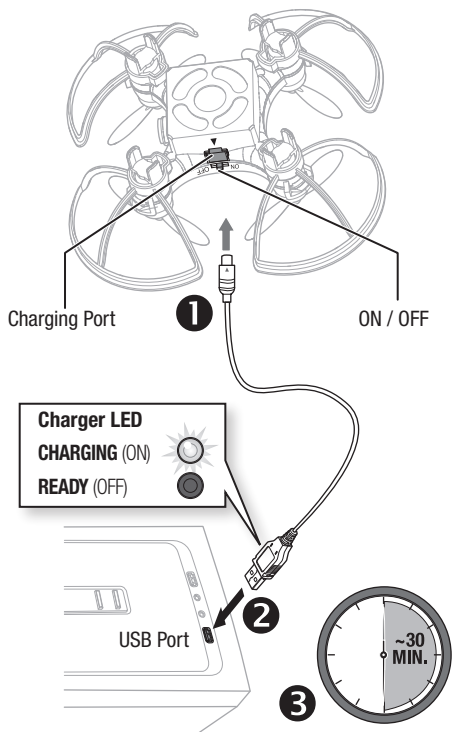
1. Connect the charging cable to the quadcopter, paying close attention to the ► on the port.
2. Connect the charging cable to a powered USB.
3. The battery will charge in approximately **30 minutes**.

The LED sequence for the USB charger is

**ON = charging,**

**OFF = charge is complete.**

 **CAUTION:** Incorrectly plugging the charging cable into the quadcopter charging port can damage the product.



**FR**


**Charge de la batterie**

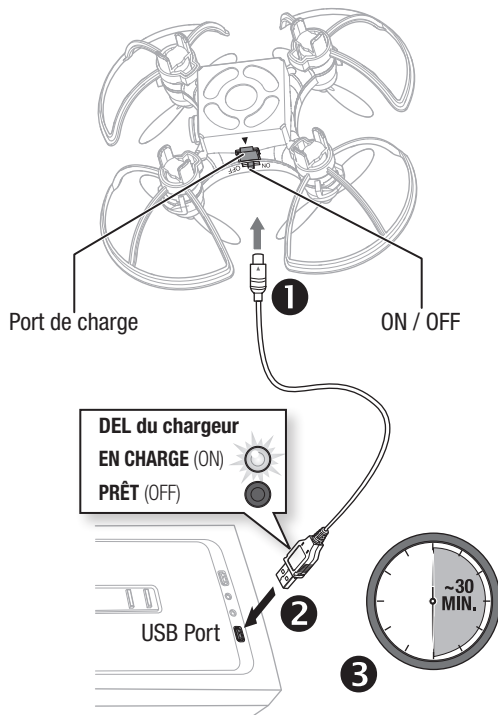
1. Branchez le câble de charge au quadricoptère, en faisant attention au ► sur le port.
2. Branchez le câble de charge sur un port USB sous tension.
3. Le temps de charge de la batterie est d'environ **30 minutes**.

La séquence DEL du chargeur USB est

**ON = en charge,**

**OFF = charge complète.**

 **ATTENTION :** Un mauvais branchement du câble de charge dans le port de charge du quadricoptère peut endommager le produit.



©2017 Horizon Hobby, LLC.  
 Revolution, the Revolution logo, Rezo, and the Horizon Hobby logo are trademarks or registered trademarks of Horizon Hobby, LLC.  
 All other trademarks, service marks or logos are property of their respective owners.  
 Created 10/17 57245 RVOH1400